


Celebrating Over
65 Years of
Service



Although no plastic tubing product can universally handle all applications, the PVC family of products offered by NewAge® Industries covers one of the widest ranges of applications serviced by any one type of plastic material.

Flexible PVC tubing offers a broad range of chemical and corrosion resistance, excellent abrasion and wear resistance, rubber-like flexibility, visual contact with the flow (available with clear styles), and outstanding flow characteristics. These features, along with various construction options offered (wire or

braid reinforcement, rigid pipe, unreinforced) and the different formulations available (antimicrobial, phthalate free, FDA, NSF), make PVC attractive for so many applications. These include general industrial, food, beverages, chemicals, fuels, oils, and mechanical applications including protective coverings and insulation sleeving.

Stocked PVC products are supplemented with the capability to have a product custom made to fit your exact requirements. Most of NewAge Industries' PVC tubing can be produced in custom sizes, colors, and shapes, and can be cut, printed, or thermally bonded. ■

Applications

■ Agriculture & Lawn Equipment ■ Air & Gas Lines ■ Air Sampling ■ Appliances ■ Beverage Transfer ■ Chemical Processing & Transfer ■ Conduit ■ Dairy Processing ■ Electroplating ■ Environmental Suits ■ Filters ■ Floor Cleaning Equipment ■ Food & Syrup Handling ■ Fuel & Oil Lines ■ General Water Suction & Discharge ■ Hopper Feeders ■ Hospital Uses ■ Hydraulics & Pneumatics ■ Instrumentation ■ Irrigation Systems ■ Laboratory & Research Uses ■ Material Handling ■ Medical Appliance Components ■ Mining Pumps ■ Mold Coolant Lines ■ Photofinishing ■ Pneumatic Conveying Systems ■ Pool & Spa Supply Lines ■ Protective Jacketing ■ Pump Feed & Discharge ■ Refrigeration & Cooling Systems ■ Shop Air Supply ■ Sight Gauges ■ Slurry Handling ■ Spray Systems ■ Thermal Protection ■ Vacuum Lines ■ Vending Machines ■ Water & Fluid Lines ■ Welding Gases ■ Wet or Dry Food Processing ■ More

Clearflo® 70
Clear, phthalate-free PVC tubing .2

Clearflo Ag-47
Clear antimicrobial PVC tubing .4

Clearflo Fuel & Oil
Fuel & Oil grade PVC tubing5

Nylobrade®
Clear, phthalate-free, reinforced
PVC hose certified by NSF6

Vardex®
Clear steel wire reinforced PVC
suction hose7

Newflex®
Spiral reinforced PVC suction
hose8

Nylobrade Push-On
Thermoplastic push-on style hose 10

Hytrel®-Lined PVC
Tubing of Hytrel & PVC11

Clear-40®
Clear rigid schedule 40 PVC pipe .12

Fluid Transfer Specialists®

ESOP Employee Owned
for Your Benefit



A Solar Powered,
Zero Landfill Company

Clear, Phthalate Free PVC Tubing



Clearflo 70 phthalate-free PVC tubing was developed in response to customers' interest in fluid transfer products that do not contain leachable phthalates, DEHP (Di-2-ethylhexyl phthalate) or BPA (bisphenol A). Clearflo 70 is an ideal tubing solution for brewing and other beverage applications.

- Phthalate, DEHP and BPA free
- Raw materials meet California Proposition 65
- Finished product meets USP Class VI requirements
- Made from non-toxic ingredients conforming to FDA standards
- Listed by the National Sanitation Foundation for food equipment materials (NSF-51)
- Glass-like clarity lets users see fluid flow
- Mirror-smooth surfaces provide outstanding flow characteristics
- Lightweight yet tough and abrasion resistant
- As flexible as rubber
- Handles a wide variety of chemicals, gases, and liquids
- Well suited for food and beverage applications including non-fatty aqueous, milk and alcoholic beverages (less than or equal to 15% ABV)*
- Raw material meets UL94 HB burn rating
- REACH and RoHS compliant
- Replaces original Clearflo tubing with 68 Shore A hardness

Notes

CLEARFLO 70 is generally unaffected by most oxidizing and reducing agents. Diluted acids and alkalis have little effect, though if highly concentrated they tend to make the tubing less pliable. If chemical resistance is of major concern, in-plant tests are suggested.

In clean applications, CLEARFLO 70's smooth surface prevents lodging of bacteria and sediment buildup. It is easily drained and flushed clean with most available cleaning and sanitizing agents.

Physical Properties**

Hardness, Shore A ± 3 †	70
Tensile Strength, psi	2000
Elongation at Break, %	400
Brittle Temperature, °F	-41
Maximum Operating Temp., °F	175

**Values listed are typical for the material used in manufacture, except where noted, and are meant only as a guide to aid in design. Field testing should be performed to find the actual values for your application.

†Measured on a 15 second delay



*See <https://info.nsf.org/Certified/Food/Listings.asp?Company=33310&Standard=051> for further details regarding milk.

Recommended Fittings & Clamps

- Cam operated couplings
- Thermobarb® barbed fittings
- Oetiker® ear type clamps
- Kwik Clamp™ nylon double bond hose clamps
- Worm gear clamps

ESOP Employee Owned
for Your Benefit

Did you know . . . ?

Through an Employee Stock Ownership Plan (ESOP), NewAge's team members are owners of the company, and that makes **your satisfaction** an investment in our future.

Clear, Phthalate Free PVC Tubing

PART NO.	ID (IN.)	OD (IN.)	WALL (IN.)	STANDARD LENGTH (FT.)	WORKING PSI AT 70°F	LBS. PER 100 FT.
113 0008	1/16	1/8	1/32	500	140	.47
113 0029	3/32	5/32	1/32	500	105	.62
113 0050	1/8	3/16	1/32	500	85	.79
113 0071	1/8	1/4	1/16	100, 500	141	1.9
113 0092	5/32	7/32	1/32	500	71	.95
113 0113	5/32	11/32	3/32	100	159	3.8
113 0134	3/16	1/4	1/32	100	53	1.1
113 0155	3/16	5/16	1/16	100, 500	106	2.5
113 0183	3/16	3/8	3/32	100	141	4.2
113 0204	3/16	7/16	1/8	100	169	6.3
113 0225	1/4	3/8	1/16	50, 100, 500	85	3.1
113 0253	1/4	7/16	3/32	100	116	5.2
113 0281	1/4	1/2	1/8	100	141	7.5
113 0302*	5/16	7/16	1/16	100, 500*	71	3.8
113 0323	5/16	1/2	3/32	100	97	6.1
113 0344	5/16	9/16	1/8	100	121	8.8
113 0365	3/8	1/2	1/16	100, 500	70	4.4
113 0386	3/8	9/16	3/32	100	90	7.1
113 0407	3/8	5/8	1/8	50, 100	111	10.0
113 0428	3/8	3/4	3/16	100	141	17.0
113 0449	7/16	9/16	1/16	100	53	5.0
113 0477	7/16	11/16	1/8	100	94	11.3
113 0498	1/2	5/8	1/16	100, 500	52	5.7
113 0519	1/2	11/16	3/32	100	67	9.0
113 0547	1/2	3/4	1/8	50, 100	85	12.6
113 0575	1/2	1	1/4	100	141	30.1
113 0596	9/16	3/4	3/32	100	60	9.9
113 0624	5/8	3/4	1/16	100	39	6.9
113 0645	5/8	13/16	3/32	100	55	10.9
113 0666	5/8	7/8	1/8	100, 300	71	15.1
113 0687	5/8	15/16	5/32	100	85	19.7
113 0708	3/4	7/8	1/16	100	33	8.2
113 0729	3/4	1	1/8	50, 100, 300	61	17.6
113 0750	3/4	1-1/16	5/32	100	73	22.8
113 0771	3/4	1-1/8	3/16	100	85	28.3
113 0792	3/4	1-1/4	1/4	100	106	40.2
113 0813	7/8	1-1/8	1/8	100	53	20.1
113 0834	1	1-1/4	1/8	50, 100	42	22.6
113 0862	1	1-3/8	3/16	100	67	35.8
113 0883	1	1-1/2	1/4	100	85	50.2
113 0911	1-1/4	1-1/2	1/8	50, 100	39	27.6
113 0932	1-1/4	1-5/8	3/16	50, 100	77	43.3
113 0953	1-1/4	1-3/4	1/4	50	71	60.3
113 0974	1-1/2	1-3/4	1/8	50, 100	33	32.7
113 0995	1-1/2	1-7/8	3/16	25, 50, 100	47	50.9
113 1037	1-1/2	2	1/4	50	61	70.3
113 1058	1-3/4	2	1/8	50	28	37.7
113 1079	1-3/4	2-1/4	1/4	50	53	80.4
113 1100	2	2-1/4	1/8	50	25	42.7
113 1121	2	2-1/2	1/4	50	47	90.4
113 1142*	2-1/4	2-3/4	1/4	50	67	100.5
113 1163*	2-1/2	3	1/4	50	33	110.5
113 1184*	3	3-1/2	1/4	50	33	130.6
113 1205*	4	4-3/4	3/8	25, 50	36	263.7

Add length suffix to part number when ordering. Example: 100 ft. of 1" I.D. x 1-1/4" O.D. tubing is part number 113 0834-100. Working pressures are calculated from burst pressures using a 3:1 safety factor. Application testing is recommended. Cut coils are available from coils of 100 ft. or less; charges apply — call for details. Coils over 100 ft. are sold by standard coil length only.

BOLD indicates the critical dimension for fittings application.

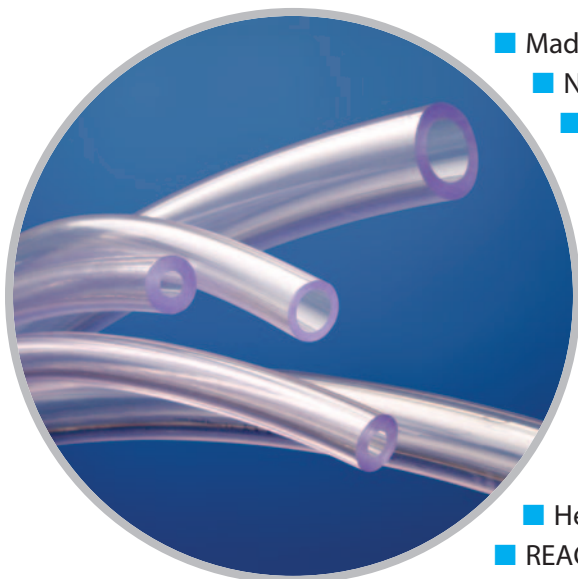
*Limited stock item or length;
lead times and minimums may apply
— call for details.

Custom Services

■ Cut ■ Color ■ Hot Bond® ■ Hardness
■ Size ■ Overbraid ■ Heat-Form ■ And More

Call for more information: 800-506-3924 or 215-526-2300

Clear Antimicrobial Non-Phthalate PVC Tubing



- Made from non-toxic ingredients conforming to FDA standards
- No phthalates, latex or animal-derived ingredients
- Listed by the National Sanitation Foundation (NSF-51) for food equipment materials
- Antimicrobial ingredient is throughout the tubing, not only on the interior as with other products
- Transparent for visual flow contact
- Contains antimicrobial technology to guard against bacteria such as E. coli, listeria, salmonella, legionella, MRSA, campylobacter and pseudomonas
- Well suited for food and beverage applications including non-fatty aqueous, milk and alcoholic beverages (up to 20% ABV; less than or equal to 8% ABV in NSF applications)
- Heat sealable
- REACH and RoHS compliant



Notes

CLEARFLO Ag-47 is suitable for a wide variety of food contact applications and designed to protect your food or beverage product from harmful bacteria. It's manufactured from a clear flexible Shore A74 non-phthalate PVC compound with the addition of antimicrobial protection. The antimicrobial technology is especially effective where there is intermittent use of fluids in warm or humid conditions and the tubing has no opportunity to dry thoroughly between uses.

The antimicrobial properties protect the tubing against organisms that can cause growth-based discoloration and odors. Testing has proven that the active ingredients neutralize bacteria rapidly, and because the ingredients do not dissipate with use, they can be expected to offer protection for an extended time under normal conditions. CLEARFLO Ag-47 offers antibacterial performance to ISO 22196:2011.

Unlike some products CLEARFLO Ag-47 is 100% protected with the effective additive, which is present throughout the tube and not only on the interior, offering you protection on all surfaces. This is especially important in applications where the tubing is dipped into a fluid.

The active ingredients in CLEARFLO Ag-47 will have no detrimental effect on yeasts used for brewing.

PART NO.	ID (IN.)	OD (IN.)	WALL (IN.)	WORKING PSI AT 70°F	BURST PSI AT 70°F	LBS. PER 100 FT.
1190014	1/8	1/4	1/16	165	497	1.95
1190021	1/8	3/8	1/8	236	709	5.19
1190035	3/16	5/16	1/16	126	379	2.59
1190049	3/16	7/16	1/8	180	540	6.48
1190112	1/4	3/8	1/16	100	301	3.25
1190126	1/4	1/2	1/8	161	482	7.79
1190189	5/16	7/16	1/16	83	248	3.89
1190203	5/16	9/16	1/8	121	364	9.08
1190266	3/8	1/2	1/16	74	223	4.55
1190280	3/8	5/8	1/8	108	324	10.38
1190343	1/2	5/8	1/16	51	154	5.85
1190357	1/2	3/4	1/8	83	249	12.98
1190392	5/8	3/4	1/16	45	136	7.14
1190399	5/8	7/8	1/8	69	209	15.58
1190448	3/4	7/8	1/16	37	111	8.44
1190455	3/4	1	1/8	57	171	18.17
1190497	1	1-1/4	1/8	42	127	23.37

Standard coil length is 100 ft. Add length suffix to part number when ordering.
Example: 100 ft. of 3/16" I.D. x 5/16" O.D. tubing is part number 119 0035-100.
Sold by standard coil length only.

BOLD indicates the critical dimension for fittings application.

Physical Properties**

Hardness, Shore A ±5 74
Operating Temperature Range, °F -40 to 125
Operating Temperature Range, °C -40 to 52

**Values listed are typical for the material used in manufacture, except where noted, and are meant only as a guide to aid in design. Field testing should be performed to find the actual values for your application.

Recommended Fittings & Clamps

- Thermobarb® plastic barbed fittings
- Stainless steel barbed fittings
- Oetiker® ear type clamps
- Kwik Clamp™ nylon double bond hose clamps
- Worm gear clamps

- Formulated to extend tubing life in fuel and oil applications
- Handles a wide variety of fuels, oils, chemicals, gases and liquids
- Mirror-smooth surfaces provide outstanding flow characteristics
- Lightweight yet tough and abrasion resistant
- As flexible as rubber
- Raw material meets UL94 HB burn rating
- BPA free
- RoHS compliant



Made in U.S.A.



PART NO.	ID (IN.)	OD (IN.)	WALL (IN.)	STANDARD LENGTH (FT.)	WORKING PSI AT 70°F	LBS. PER 100 FT.
111 0032	1/8	1/4	1/16	50	68	2.1
111 0067	3/16	5/16	1/16	100	55	2.8
111 0102	1/4	3/8	1/16	50, 100	55	3.5
111 0172	1/2	3/4	1/8	50	45	12.8

Add length suffix to part number when ordering. Example: 50 ft. of 1/8" I.D. x 1/4" O.D. tubing is part number 111 0032-50. Sold by standard coil length only. Working pressures are calculated from burst testing using a 3:1 safety factor. Application testing is recommended.

BOLD indicates the critical dimension for fittings application.

>

Notes

Transparent yellow CLEARFLO FUEL & OIL was created to extend the working life of PVC tubing in fuel and oil applications. Gasoline and oils harden standard PVC over periods of intermittent use, but CLEARFLO FUEL & OIL is specially formulated to prevent hardening.

CLEARFLO is generally unaffected by most oxidizing and reducing agents. Diluted acids and alkalis have little effect, though if highly concentrated they tend to make the tubing less pliable. If chemical resistance is of major concern, in-plant tests are suggested.

Physical Properties**

Hardness, Shore A ± 5	62
Tensile Strength, psi	1980
Elongation at Break, %	730
Brittle Temperature, °F	-20
Maximum Operating Temp., °F	175

**Values listed are typical for the material used in manufacture, except where noted, and are meant only as a guide to aid in design. Field testing should be performed to find the actual values for your application.

Recommended Fittings & Clamps

- Cam operated couplings
- Thermobarb® barbed fittings
- Oetiker® ear type clamps
- Kwik Clamp™ nylon double bond hose clamps
- Worm gear clamps

Custom Services


- **Cut**
- **Color**
- **Hot Bond®**
- **Hardness**
- **Size**
- **Overbraid**
- **Heat-Form**
- **And More**

Call for more information: **800-506-3924** or **215-526-2300**

Did you know . . . ?

Our AdvantaPure® product line addresses the **high purity needs** of the biopharm and pharmaceutical industries.

Clear, Phthalate Free, Braid Reinforced PVC Hose



- Open mesh polyester braiding permanently encapsulated in walls of clear, flexible PVC tubing
- Phthalate, DEHP and BPA free
- Raw materials meet California Proposition 65
- Listed by the National Sanitation Foundation for food equipment materials (NSF-51)
- Non-toxic raw materials conform to USP Class VI and FDA standards
- Offers much greater pressure capabilities than unreinforced PVC tubing
- Mirror smooth interior permits outstanding flow characteristics
- Crystal clear for full visual flow[^]
- Corrosion and abrasion resistant with flexibility similar to rubber but with much longer life
- Well suited for food and beverage applications including non-fatty aqueous, milk and alcoholic beverages (less than or equal to 8% ABV)
- REACH and RoHS compliant



Notes

NYLOBRADE is made from non-toxic ingredients selected from those sanctioned by the Food and Drug Administration (FDA) for use in food contact applications. Its NSF certification makes NYLOBRADE a good choice for drinking water applications, those involving water at temperatures up to 60°C (140°F), and food processing applications.

NYLOBRADE is generally unaffected by most oxidizing and reducing agents. Diluted acids and alkalis have little effect, though if highly concentrated tend to make the hose less pliable. If chemical resistance is in question, in-plant tests are suggested.

Gasoline and oils will harden PVC over periods of intermittent use. In these applications, continuous use will slow the hardening process.

[^]NYLOBRADE HP (High Pressure) sizes 3/8" I.D. and up have a tighter braid pattern and therefore reduce the visual flow contact and increase the hose's resistance to bending and flexing. Heavier walls on similar I.D.s will be more resistant to kinking.

Physical Properties**

Hardness, Shore A ±5	80
Tensile Strength, psi	2500
Elongation at Break, %	300
Brittle Temperature, °F	-50
Maximum Operating Temperature, °F	175
Maximum Operating Temp. for NSF, °F	140

**Values listed are typical for the material used in manufacture, except where noted, and are meant only as a guide to aid in design. Field testing should be performed to find the actual values for your application.

PART NO.	ID (IN.)	OD (IN.)	WALL (IN.)	WALL TYPE†	STANDARD LENGTH (FT.)††	WORKING PSI AT 70°F	CALCULATED LBS. PER 100 FT.
100 0076	1/8	.315	.095	Std.	100	465	3.00
100 0230*	3/16	.394	.103	Std.	100, 300, 500	315	5.06
103 0309	1/4	.435	.093	Thin	100	316	5.35
100 0307	1/4	29/64	.102	Std.	100	300	6.03
102 0061	1/4	1/2	1/8	HP	100	400	7.90
100 0461	5/16	17/32	3/32	Std.	100	280	7.77
103 0540	3/8	.575	.100	Thin	100	215	8.02
100 0538	3/8	.600	.113	Std.	100, 500	230	9.26
102 0075	3/8	5/8	1/8	HP	50, 100, 300	265	10.50
103 0694	1/2	.710	.105	Thin	100	191	10.73
100 0692	1/2	.728	.114	Std.	100, 300, 500	215	11.82
102 0096	1/2	.850	.175	HP	100	258	20.00
100 0846	5/8	29/32	9/64	Std.	100, 300	200	18.17
100 0923	3/4	1.024	.137	Std.	100, 300, 500	150	20.53
102 0117	3/4	1-1/8	3/16	HP	100	233	30.00
100 1154	1	1.299	.150	Std.	100	130	29.03
102 0005	1	1-3/8	3/16	HP	100	185	37.80
100 1308	1-1/4	1.732	.241	Std.	100	110	60.70
102 0012	1-1/4	1.732	.241	HP	100	150	60.70
100 1385	1-1/2	1.929	.215	Std.	100	70	62.12
102 0019	1-1/2	1.950	.225	HP	100	90	65.50
100 1462	2	2-1/2	1/4	Std.	100	50	95.02
102 0026	2	2-1/2	1/4	HP	100	133	95.02

*Limited stock availability; lead times and minimums may apply — call for details.

†Std. = standard; HP = high pressure.

††Add length suffix to part number when ordering. Example: 500 ft. of 1/8" I.D. x .315" O.D. is part number 100 0076-500. Working pressures are calculated from burst testing using a 3:1 safety factor. Application testing is recommended.

BOLD indicates the critical dimension for fittings application.



Custom Services

- Overbraid
- Hot Bond
- Heat-Form
- Hardness
- Cut
- Size
- Color
- More

Call for more information
800-506-3924

Recommended Fittings & Clamps

- Thermobarb® barbed fittings
- Cam operated couplings
- Oetiker® ear type clamps
- Kwik Clamp™ nylon double bond hose clamps
- Worm gear clamps

Clear Steel Wire Reinforced PVC Suction Hose

- Spiral steel wire reinforcement incorporated within the wall of flexible PVC tubing
- Made from non-toxic ingredients conforming to FDA standards
- Kink and crush resistant
- Handles pressure and full vacuum (29.9 in./Hg.) applications
- Glass-like clarity with mirror-smooth surfaces provide outstanding visual flow characteristics
- Lightweight (compared to rubber hoses) yet tough and abrasion resistant



PART NO.	ID (IN.)	OD (IN.)	WALL (IN.)	WORKING PSI AT 70°F	BEND RADIUS (IN.)	LBS. PER 100 FT.
140 0070	1/4	29/64	.102	200	1	7.0
140 0112	3/8	.610	.118	175	1-1/2	11.5
140 0154	1/2	.748	.124	140	2	15.0
140 0196	5/8	29/32	9/64	100	2-1/2	19.8
140 0238	3/4	1.024	.137	100	3	24.0
140 0280	1	1.319	.160	85	4	37.6
140 0322	1-1/4	1.634	.192	85	4-1/2	49.0
140 0364	1-1/2	1.909	.205	85	6	67.2
140 0406	2	2.382	.191	70	8	85.0

Standard coil length is 100 ft. Add length suffix to part number when ordering. Example: 100 ft. of 2" I.D. x 2.382" O.D. hose is part number 140 0406-100.

Working pressures are calculated from burst testing using a 3:1 safety factor. Application testing is recommended.

BOLD indicates the critical dimension for fittings application.

Notes

VARDEX, with its steel wire reinforcement coil, is specially suited for applications where resistance to kinking is of primary importance. A proprietary construction technique employed during the manufacture of VARDEX permits full vacuum capabilities (29.9 in./Hg.) for all sizes without hose collapse.

Constructed of corrosion-resistant PVC, VARDEX can be used to transport various chemicals in areas with tight turns and sharp bends. Its bend radius is approximately four times the I.D.

For easy identification, VARDEX is imprinted with the trademarked name.

Physical Properties**


Hardness, Shore A ± 5	73
Tensile Strength, psi	2100
Elongation at Break, %	270
Brittle Temperature, °F	23
Maximum Operating Temperature, °F	150

**Values listed are typical for the material used in manufacture, except where noted, and are meant only as a guide to aid in design. Field testing should be performed to find the actual values for your application.

Recommended Fittings & Clamps

- Thermobarb® barbed fittings
- Cam operated couplings
- Oetiker® ear type clamps
- Kwik Clamp™ nylon double bond hose clamps
- Worm gear clamps

Spiral Reinforced PVC Suction Hose



- 100% PVC construction
- Spiral reinforcement made from rigid PVC to resist impact, crushing, and kinking
- Lighter than ply-wrapped rubber and other similar hoses
- Available in Food or Industrial Grades
- Food Grade made from non-toxic ingredients conforming to FDA and 3-A standards
- Smooth interior produces low friction loss permitting maximum flow



Notes

NEWFLEX reinforced suction hose is widely used throughout industry for both positive and negative pressure applications. Its advanced design allows the use of light-weight, corrosion-resistant PVC to replace bulkier and heavier ply-wrapped rubber hose.

NEWFLEX series 'FH' and 'FHS' are clear, allowing the user to have full visual contact with the flow of material inside. The Food Grade lines are made from FDA-approved ingredients suitable for food and beverage handling. The smooth interior is easily sterilized and cleaned. Both types have a vacuum rating of 28 in./Hg.

NEWFLEX series 'VFH' is produced from a clear FDA core with an industrial grade white helix, which is not exposed to the hose I.D. It can handle light-duty pressure discharge, gravity feed, and moderate vacuum applications.

Physical Properties**

	SERIES FH & FHS	SERIES VFH
Hardness, Shore A ± 5	65	70
Tensile Strength, psi	1900	2000
Elongation at Break, %	440	420
Brittle Temperature, °F	-45	-42
Max. Operating Temperature, °F	150	140

**Values listed are typical for the material used in manufacture, except where noted, and are meant only as a guide to aid in design. Field testing should be performed to find the actual values for your application.

Recommended Fittings & Clamps

- Cam operated couplings
- Thermobarb® barbed fittings
- Oetiker® ear type clamps
- Kwik Clamp™ nylon double bond hose clamps
- Worm gear clamps

Custom Services

- Size
- Color

Call for more information: **800-506-3924 or 215-526-2300**

Did you know . . . ?

D&B® has awarded NewAge with a **4A1 credit rating**, the highest attainable rating for a company our size.

Spiral Reinforced PVC Suction Hose

NEWFLEX FH – Standard Duty – Clear, Convoluted O.D.

PART NO. <i>FOOD GRADE</i>	ID (IN.)	OD (IN.)	WORKING PSI AT 70°F	VACUUM RATE (IN./Hg.)	BEND RADIUS (IN.)	LBS. PER 100 FT.
120 0101	1	1-1/4	60	28	2	19
120 0178	1-1/4	1-5/8	50	28	3	29
120 0255*	1-1/2	1-13/16	50	28	3	34
120 0332*	1-3/4	2-3/32	45	28	4	40
120 0409	2	2-3/8	45	28	4	50
120 0486*	2-1/4	2-5/8	40	28	5	55
120 0563*	2-1/2	2-15/16	40	28	6	77
120 0640*	3	3-7/16	35	28	8	102
120 0717*	4	4-9/16	35	28	10	164

Standard coil length is 100 ft. Add length suffix to part number when ordering. Example: 100 ft. of 1-1/4" I.D. x 1-5/8" O.D. hose is part number 120 0178-100.

Working pressures are calculated from burst testing using a 3:1 safety factor. Application testing is recommended.

BOLD indicates the critical dimension for fittings application.

*Limited stock item; lead times and minimums may apply — call for details.

NEWFLEX FHS – Heavy Duty – Clear or Clear with White Helix†, Smooth O.D.

PART NO. <i>FOOD GRADE</i>	PART NO. <i>INDUSTRIAL GRADE</i>	ID (IN.)	OD (IN.)	WORKING PSI AT 70°F	VACUUM RATE (IN./Hg.)	BEND RADIUS (IN.)	LBS. PER 100 FT.
121 0181	123 0180	3/4	15/16	105	28	3	20
121 0258*	123 0257	1	1-1/4	100	28	3	27
121 0335	123 0334	1-1/4	1-1/2	95	28	3	30
121 0412	123 0411*	1-1/2	1-13/16	85	28	4	40
121 0489	123 0488*	2	2-3/8	80	28	5	60
121 0566*	123 0565*	2-1/2	2-7/8	75	28	7	85
121 0643*	123 0642*	3	3-7/16	65	28	8	115
121 0797*	123 0796*	4	4-1/2	50	28	10	175

†Food Grade is all Clear; Industrial Grade has a White Helix.

Standard coil length is 100 ft. Add length suffix to part number when ordering. Example: 100 ft. of 3/4" I.D. x 15/16" O.D. Food Grade hose is part number 121 0181-100.

Working pressures are calculated from burst testing using a 3:1 safety factor. Application testing is recommended.

BOLD indicates the critical dimension for fittings application.

*Limited stock item; lead times and minimums may apply — call for details.

NEWFLEX VFH – Light Duty – Clear with White Helix, Convoluted O.D.

PART NO.	ID (IN.)	OD (IN.)	VACUUM RATE (IN./Hg.)	BEND RADIUS (IN.)	LBS. PER 100 FT.
124 0176	3/8	.570	24	1/2	5
124 0253	1/2	.700	24	1/2	6
124 0330	5/8	.830	24	5/8	8
124 0407	3/4	.965	24	3/4	10
124 0484*	1	1-1/4	24	1	14
124 0561	1-1/4	1-1/2	22	1	15
124 0638*	1-1/2	1-13/16	20	2	20
124 0715*	2	2-3/8	18	2	34


Standard coil length is 100 ft. Add length suffix to part number when ordering. Example: 100 ft. of 3/8" I.D. x .570" O.D. hose is part number 124 0176-100.

This series has no positive pressure ratings. Increasing pressure will cause the hose to elongate and expand. If pressure is a concern, in-plant testing is advised.

BOLD indicates the critical dimension for fittings application.

*Limited stock item; lead times and minimums may apply — call for details.

Premium Thermoplastic Push-On Style Hose



- A blend of nitrile rubber and PVC reinforced with polyester
- Specially designed for use with Push-On style barbed fittings which eliminate the need for clamps
- Non-marking cover, resistant to U.V., ozone, and abrasion
- Electrically non-conductive
- Offers cold temperature flexibility
- Well suited for air and water lines and outdoor use
- Silicone free — use as air hose in paint applications
- Lighter weight and more abrasion resistant than all-rubber, push-on style hose

Notes

NYLOBRADE PUSH-ON may be used up to 200 psi at 68°F. Elevated temperatures require in-field testing to determine suitability for use without clamps.

The opaque black color of NYLOBRADE PUSH-ON helps hide dirt and scuff marks.

Physical Properties**

Hardness, Shore A	75
Tensile Strength, psi	1800
Ultimate Elongation, %	350
100% Modulus of Elasticity, %	1200
Brittle Temperature, °F	-35
Maximum Operating Temp., °F	150

Note: Pressure rating of 200 psi will decrease when hose is used above ambient temperature without clamps.

**Values listed are typical for the material used in manufacture, except where noted, and are meant only as a guide to aid in design. Field testing should be performed to find the actual values for your application.

Recommended Fittings & Clamps

(these fittings may require clamps)

- Thermobarb® barbed fittings
- Cam operated couplings
- Oetiker® ear type clamps
- Kwik Clamp™ nylon double bond hose clamps
- Worm gear clamps

PART NO.	ID (IN.)	OD (IN.)	WALL (IN.)	WORKING PSI AT 68°F	BEND RADIUS (IN.)	LBS. PER 100 FT.
431 0054	.260	.500	.120	200	2.50	8
431 0068	.318	.570	.123	200	3.20	10
431 0082	.385	.630	.120	200	3.85	11
431 0110	.510	.750	.120	200	5.00	14
431 0138	.635	.880	.120	200	6.25	17
431 0166	.765	1.040	.133	200	7.50	20

Standard coil length is 100 ft. Add length suffix to part number when ordering. Example: 100 ft. of .260" I.D. x .500" O.D. tubing is part number 431 0054-100.

Working pressures are calculated from burst testing using a 4:1 safety factor. Application testing is recommended.

Cut coils are available; charges apply — call for details.

BOLD indicates the critical dimension for fittings application.

Custom Services

■ Cut ■ Size ■ Color

Call for more information:

**800-506-3924 or
215-526-2300**

Did you know . . . ?

100% of our extruded tubing is continuously inline **laser monitored** for size.

Co-Extruded Tubing of Hytrel & PVC

- Made from FDA-compliant ingredients; suitable for food contact
- Hytrel liner does not contain plasticizers
- Hytrel liner resists high temperatures and oils, making it ideal for hot beverage vending machine applications
- Low permeability to refrigerant gases, hydrocarbons and moisture
- Superior barrier and dielectric characteristics — well suited for welding applications
- Odorless, tasteless, and inert
- Good weathering properties — resists U.V. exposure, ozone, gases, moisture and temperatures
- Low adherence of particulates — ideal for air sampling
- Ethylene Oxide (EtO) sterilizable
- Hytrel liner is REACH compliant



PART NO.	ID (IN.)	OD (IN.)	WALL (IN.)	STANDARD LENGTH (FT.)	LBS. PER 100 FT.
413 0091	.170	1/4	.040	500	3.0
413 0133	1/4	3/8	1/16	500	4.2
413 0217	3/8	1/2	1/16	250	6.0

Sold by standard coil length only. Add length suffix to part number when ordering.

Example: 500 ft. of .170" ID x 1/4" OD tubing is part number 413 0091-500.

BOLD indicates the critical dimension for fittings application.

>

Recommended Fittings & Clamps

- Thermobarb® barbed fittings
- Newloc® push-to-connect fittings
- Oetiker® ear type clamps
- Kwik Clamp™ nylon double bond hose clamps
- Worm gear clamps

Custom Services

- **Cut** ■ **Overbraid**
- **Size** ■ **And More**

Call for more information
800-506-3924

Notes

HYTREL-LINED PVC TUBING is designed to offer the flexibility and durability of PVC tubing with a liner of inert Hytrel, made by DuPont, for additional resistance to oils, high temperatures and gas permeability. A patented process molecularly bonds liner and cover to make a virtually inseparable product. This cost-saving co-extrusion permits HYTREL-LINED PVC to be substituted for all-Hytrel tubing in many applications.

The Hytrel polyester liner offers internal resistance to chemical attack, abrasion and contamination, along with a high degree of resistivity to the adherence of particulates, making HYTREL-LINED PVC exceptionally suited for use in air sampling applications.

HYTREL-LINED PVC TUBING's black PVC cover offers excellent resistance to abrasion and oils, as well as ultraviolet exposure. The pliable PVC also provides a degree of shock resistance and insulates the tubing from electronic interference.

HYTREL-LINED PVC TUBING is made of FDA-sanctioned ingredients for use with food contact surfaces. The tubing is certified for CFR Title 21 Section 177.1550 and CFR Title 21 Section 177.2600. It may be subjected to ethylene oxide sterilization processes.

Physical Properties**


	Hytrel Liner	PVC Cover
Hardness, Shore D	55	
Hardness, Shore A		80
Tensile Strength, psi	6000	2000
Elongation at Break, %	500	360
Brittle Temperature, °F	-148	-25.6
Max. Operating Temp., °F	160	160
Color	Light Blue	Black

**Values listed are typical for the material used in manufacture, except where noted, and are meant only as a guide to aid in design. Field testing should be performed to find the actual values for your application.

Did you know . . . ?

We've shipped **99.8% of our products defect free** over the last ten years.

Clear Rigid Schedule 40 PVC Pipe



- Made from a clear†, virgin, rigid compound to permit visual contact with the flow
- Non-toxic ingredients conform to FDA standards for use with food contact surfaces
- Smooth pipe interior surface provides excellent flow characteristics
- Flame retardant; non-conductive
- Manufactured to schedule 40 dimensions; compatible with standard PVC pipe, fittings, and valves
- Quick and easy glue-on installation with primer and cement



Made in U.S.A.

PART NO.	NOM. PIPE SIZE (IN.)	AVG. ID (IN.)	MIN. WALL (IN.)	OD (IN.)	STD. LENGTH (FT.)†	WORKING PSI @ 73°F	LBS. PER FT.
150 0030*	1/4	.354	.088	.540	10	390	.083
150 0170	1	1.033	.133	1.315	10	220	.320
150 0275*	2	2.049	.154	2.375	10	140	.691

Notes

The non-toxic compound used to manufacture CLEAR-40 is non-conductive and has a U.L. rating of 94 VO.

Because CLEAR-40 is highly corrosion resistant as well as transparent, it is used extensively in chemical, pharmaceutical, food plants, and in laboratories and hospitals where visual contact with the flow is desired.

CLEAR-40 pipe can be used interchangeably with standard schedule 40 gray or white fittings. Assemblies should be permanently glued using primer and solvent cement.

Twenty-foot pipe lengths, bell-shaped pipe ends, fittings, and schedule 80 pipe are available through minimum order — call for details.

CLEAR-40 pipe is neither recommended to be threaded nor recommended for use in applications involving compressed air or gas.

†Although CLEAR-40 is completely transparent, it does have a blue tint.

*Limited stock availability; lead times and minimums may apply — call for details.

Add length suffix to part number when ordering. Example: 10 ft. of 1/4" nom. pipe size is part number 150 0030-10.

†10 foot pipe must ship by truck. It may be cut for other shipping methods (cutting charges apply — call for details). Lengths 8 feet or shorter can ship by UPS.

BOLD indicates the critical dimension for fittings application.

Physical Properties**

Hardness, Rockwell R	109
Tensile Strength, psi at 73°F	7300
Flexural Strength, psi at 75°F	13,400
Izod Impact, ft. lbs./in. notch at 73°F	.95
Maximum Service Temperature, °F	140

**Values listed are typical for the material used in manufacture, except where noted, and are meant only as a guide to aid in design. Field testing should be performed to find the actual values for your application.

Custom Services

■ Cut ■ Size

Call for more information
800-506-3924

Did you know . . . ?

Our Engineering team offers prototyping, product testing, tooling design and application engineering.

Nylobrade, Vardex, Newflex, Clearflo, Clear-40, Hot Bond, Kwik Clamp, Thermobarb, NewAge, "Fluid Transfer Specialists," and The "N" Logo are trademarks of NewAge Industries, Inc. • Oetiker reg. TM Oetiker, Inc. • Hytrel trademark DuPont • D&B trademark D&B

WARRANTY: NewAge Industries' products are warranted to be free from defects in material and workmanship. Any product found to carry such defects will be replaced without charge. This warranty is limited only to the replacement of NewAge Industries' products, item for item, which after examination by NewAge Industries are deemed defective. NewAge Industries specifically disclaims any other liability. The data supplied is provided as a helpful guideline and is believed to be reliable; however, nothing stated shall constitute a guarantee, recommendation, or warranty for any application.

NOTICE: NewAge Industries, Inc. has been a privately owned corporation since 1954. Neither the corporation nor its principals are affiliated, in any way, with any other group or entity either representing themselves as or being referred to by the term NewAge.

© NewAge Industries, Inc. 2024 Specifications are subject to change without notice.

4/26/24

DISTRIBUTOR PARTNER



145 James Way
Southampton, PA 18966
newageindustries.com

800-50-NEWAGE
(800-506-3924)
215-526-2300

Fax: 800-837-1856
215-526-2190

info@newageindustries.com